



*TradeBay*

Wireframes and Inspiration | Feb. 2021



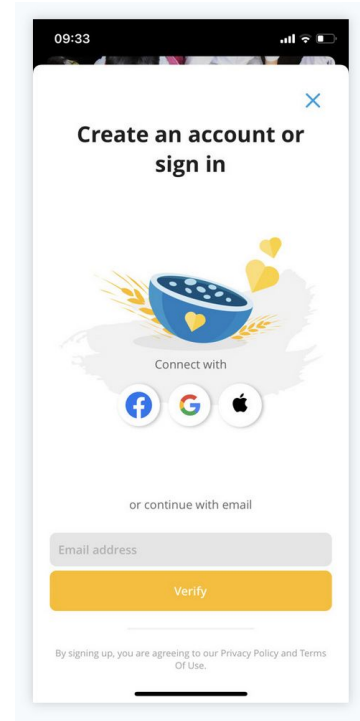

# Cards

## Fruit Type

Instead of images for the fruits we could use icons

I like this style but it may be too playful for the customers

<https://screenlane.com/post/ios/share-the-meal/>



# Cards

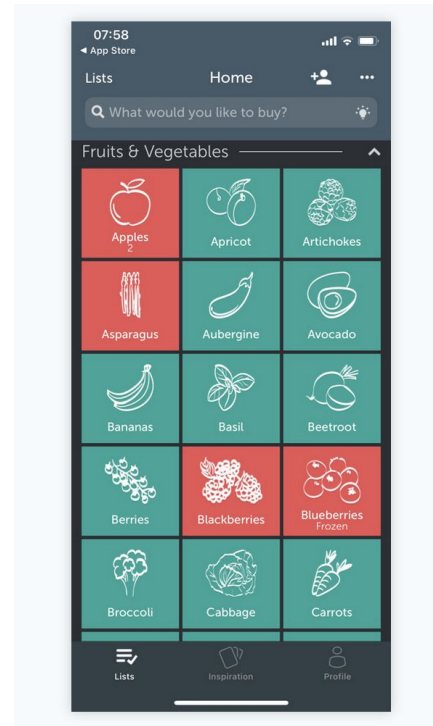
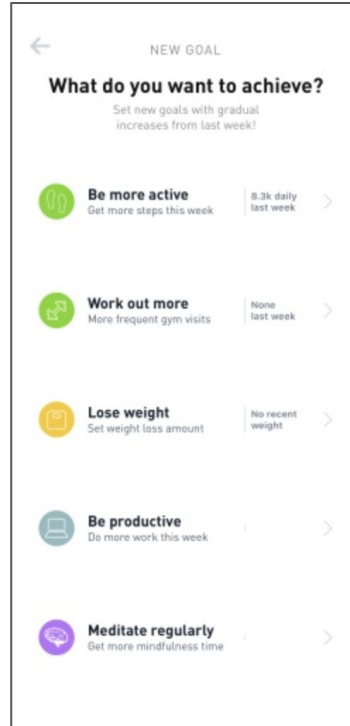
## Fruit Type

I like the idea of the icons in white with a colored background in the first image (though the design is not very nice)

Styling of second image is too detailed but I like the two color approach (white icon, background color).

<https://pptrns.com/applications/568>

<https://screenlane.com/post/ios/bring/>

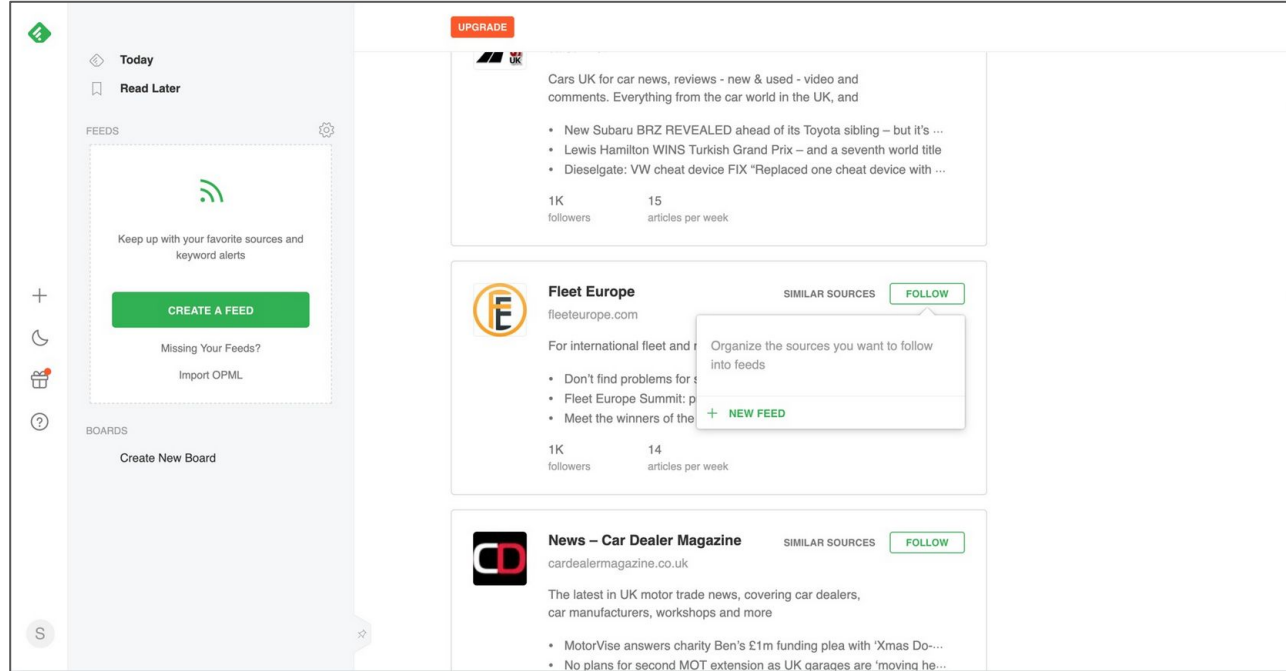


# Cards

Another idea is to have the logo of the supplier as a visual instead of the icon of the fruit.

I used this for the wireframe you'll see

<https://screenlane.com/screen/feedly-web-app-f4c/>



# Cards

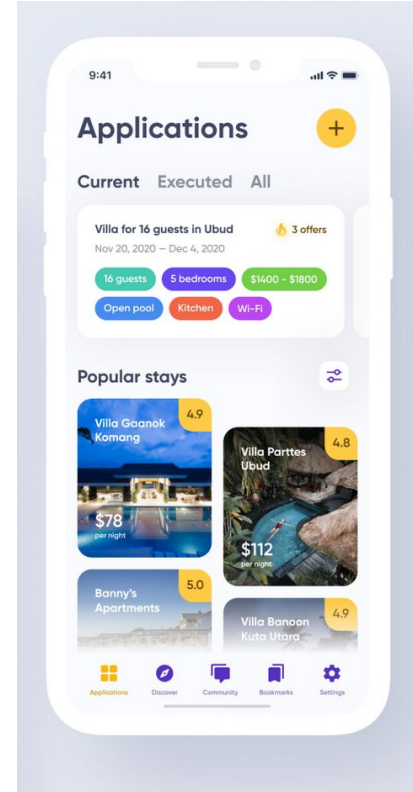
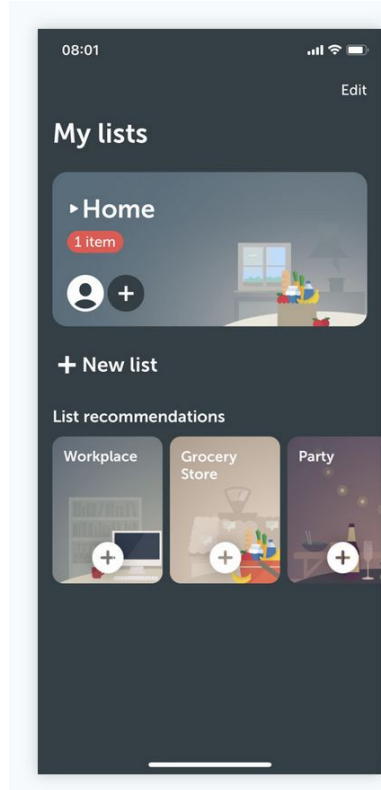
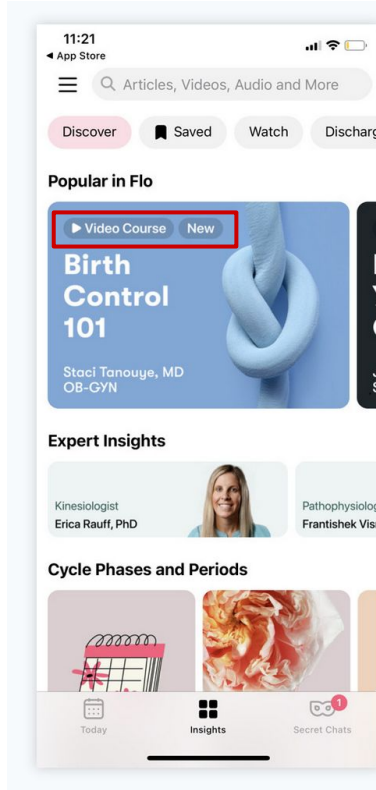
This is how I imagine the labels for “available now”. Maybe things that are not available now say “soon available” and then in the detail it says when they are in season?

This type of design could be used for other label such as organic

<https://screenlane.com/post/ios/flo/>

<https://screenlane.com/screens/all/videos/lists/>

<https://dribbble.com/shots/14875467-Booking-Service-User-Interface>

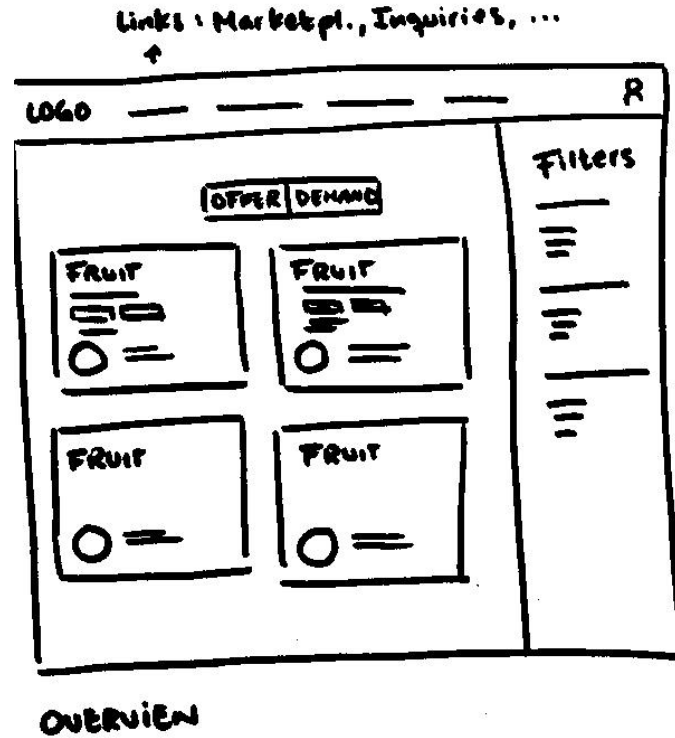


# Cards

A sketch of how it could look like eventually.

Under filters we could have:

- Calendar for filtering dates (would this then show the spot trading offers? Should they be marked in a special way?)
- Location (FOB)
- Organic (eventually with specification depending on certificate)
- Price range
- Origin
- Cultivation type
- Fruit type



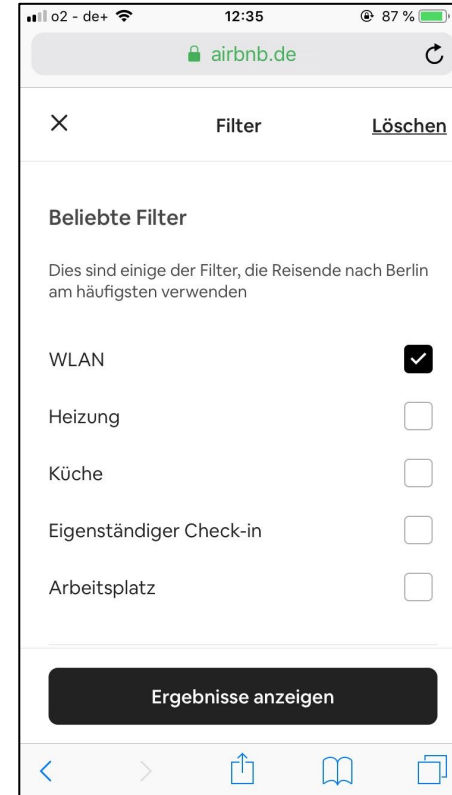
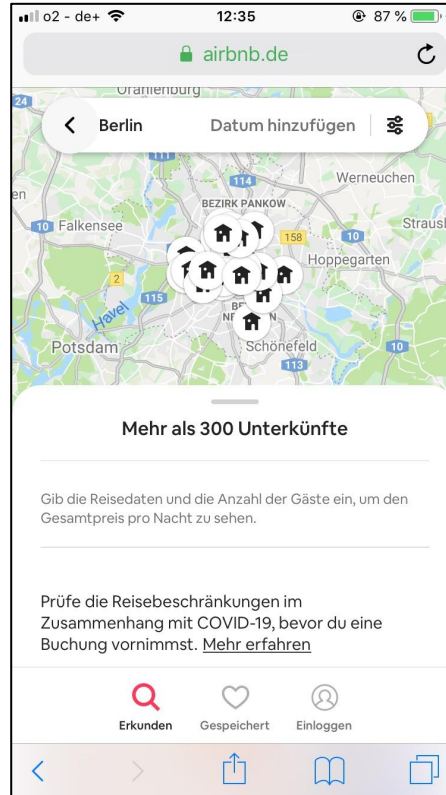
→ Not sure about Navigation yet but maybe all sections at the top



# Filters

Filters in mobile view could be an icon which open up another screen in which filters can be closed, reset or applied

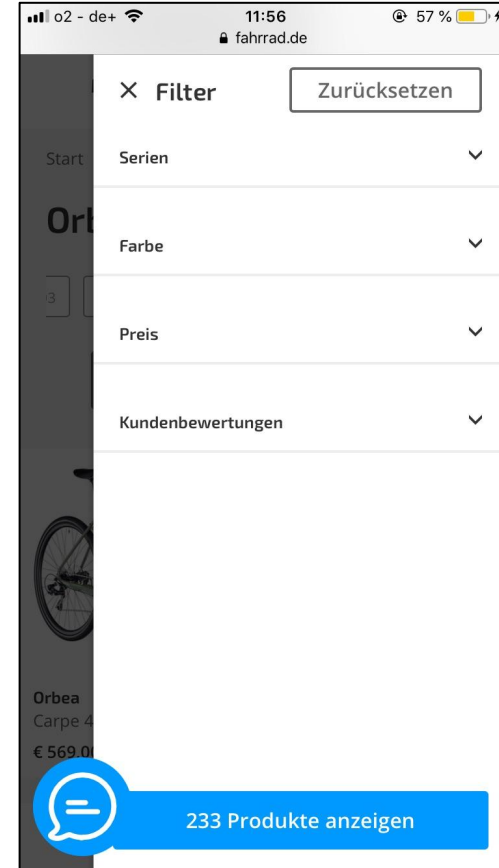
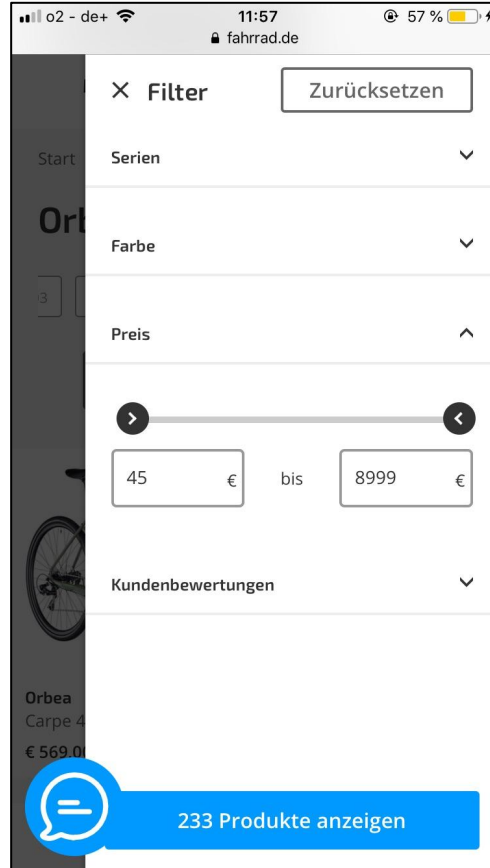
Example airbnb.com mobile view



# Filters

Could also appear on the side,  
not taking up the entire screen,  
and have expandable sections

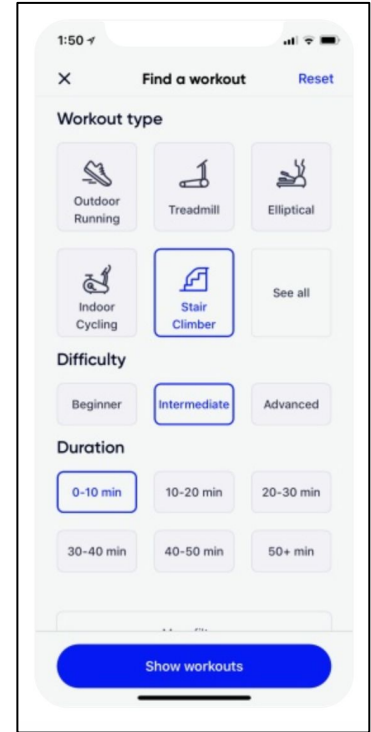
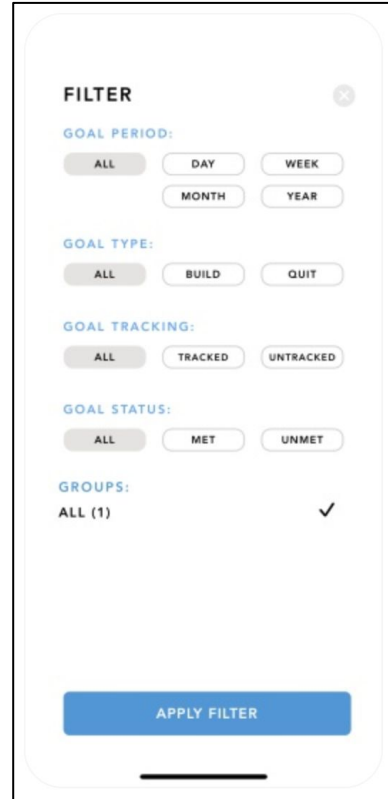
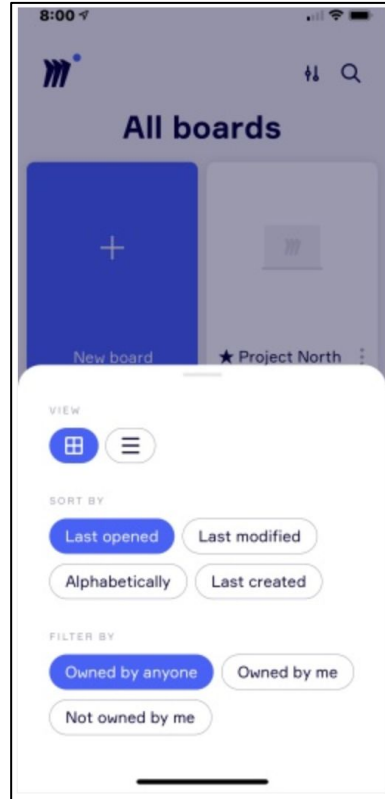
Example fahrrad.de  
mobile view





# Filters

Other idea for filtering. Some filters can behave like buttons instead of check boxes when there are few choices (for example “organic”, “non-organic”, “all”.)



# Filters

On desktop filters could dropdown from buttons

The screenshot displays the Airbnb search results page for Denmark. At the top, the Airbnb logo is on the left, and navigation options include 'Nearby', 'Feb 18 - 27', '1 guest', and a search icon. On the right, there are links for 'Switch to hosting' and a user profile icon with a notification badge.

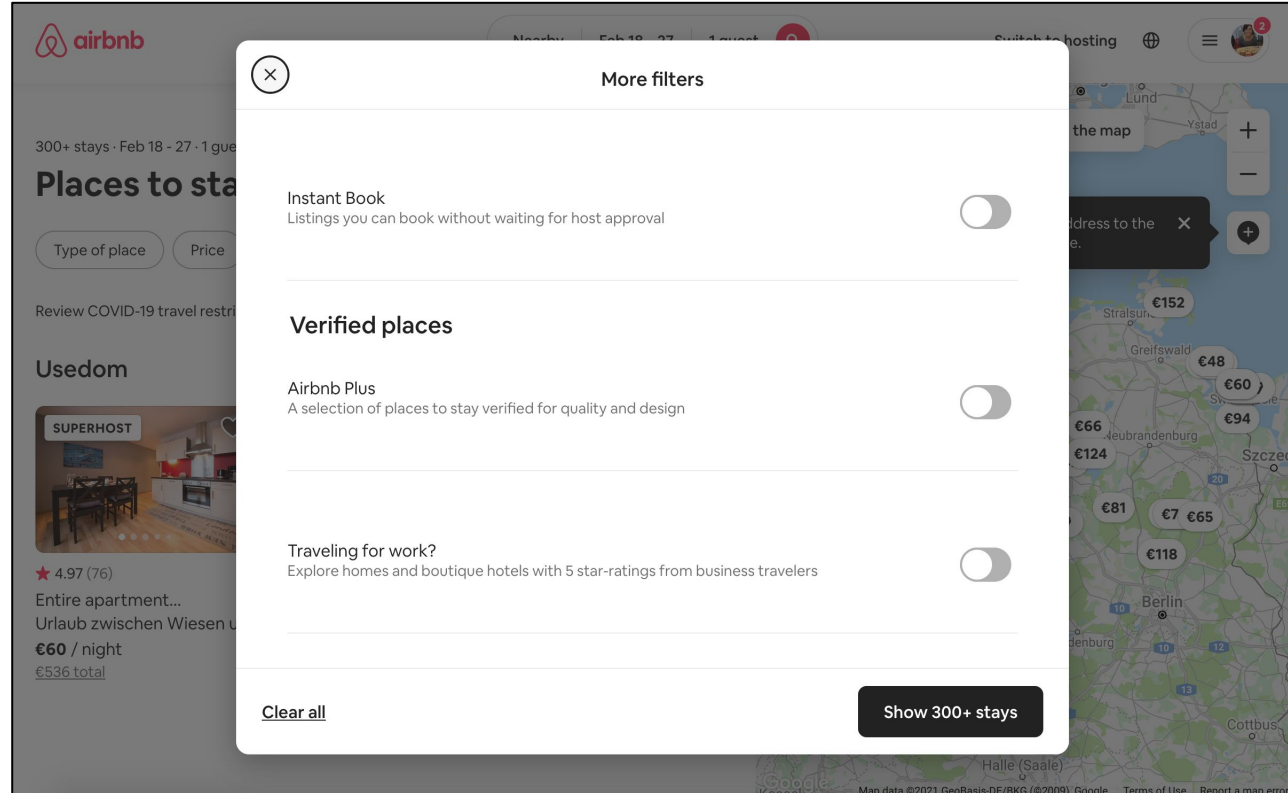
The main content area shows '300+ stays · Feb 18 - 27 · 1 guest' and the heading 'Places to stay near you'. Below this are filter buttons: 'Type of place', 'Price', 'Rooms and beds' (which is active and has a dropdown menu open), and 'More filters'. The dropdown menu for 'Rooms and beds' shows three categories: 'Beds' (0), 'Bedrooms' (0), and 'Bathrooms' (0), each with minus and plus buttons. A 'Clear' button and a 'Save' button are at the bottom of the dropdown.

Below the filters, there are three listings. The first listing is a 'SUPERHOST' 'Entire apartment...' with a rating of 4.97 (76) and a price of €60 / night (€536 total). The second listing is an 'Entire apartment...' with a price of €48 / night (€426 total). The third listing is an 'Entire apartment...' with a price of €65 / night (€582 total) and a 'Rare find' badge.

On the right side, a map of Denmark is shown with various price markers (e.g., €95, €100, €103, €124, €152) and a search bar that says 'Search as I move the map'. A tooltip on the map says 'Add a place or address to the map for reference.' The map also shows major cities like Hamburg, Berlin, and Copenhagen.

# Filters

Or trigger a modal



# Filters

They could also be on the side and have an accordion-like function

## MTB Hardtails 88 Artikel

Kategorien ^

- Einsteiger Hardtails 41
- Cross Country Hardtails 14
- Touren & Trail Hardtails 17
- E-Hardtails 31
- Plusbike Hardtails 11
- Fatbikes 1


LaufRADgröße in Zoll ^

- 29+ 2
- 29 46
- 27,5+ 11
- 27,5 28


Rahmenhöhe in cm ^

1 Ausgewählte Filter: × Rahmenhöhe 52 cm Alle Filter löschen ×


Sortieren Beliebteste ▾




**Serious**  
Rockville 27,5" Disc black/blue  
€ 499,99 **€ 399,00**  
**- € 100,99**



**Serious**  
Rockville 27,5" black/grey  
€ 399,99 **€ 349,00** **- 13 %**



**Serious**  
Rockville 27,5" black/blue  
€ 399,99 **€ 349,00** **- 13 %**

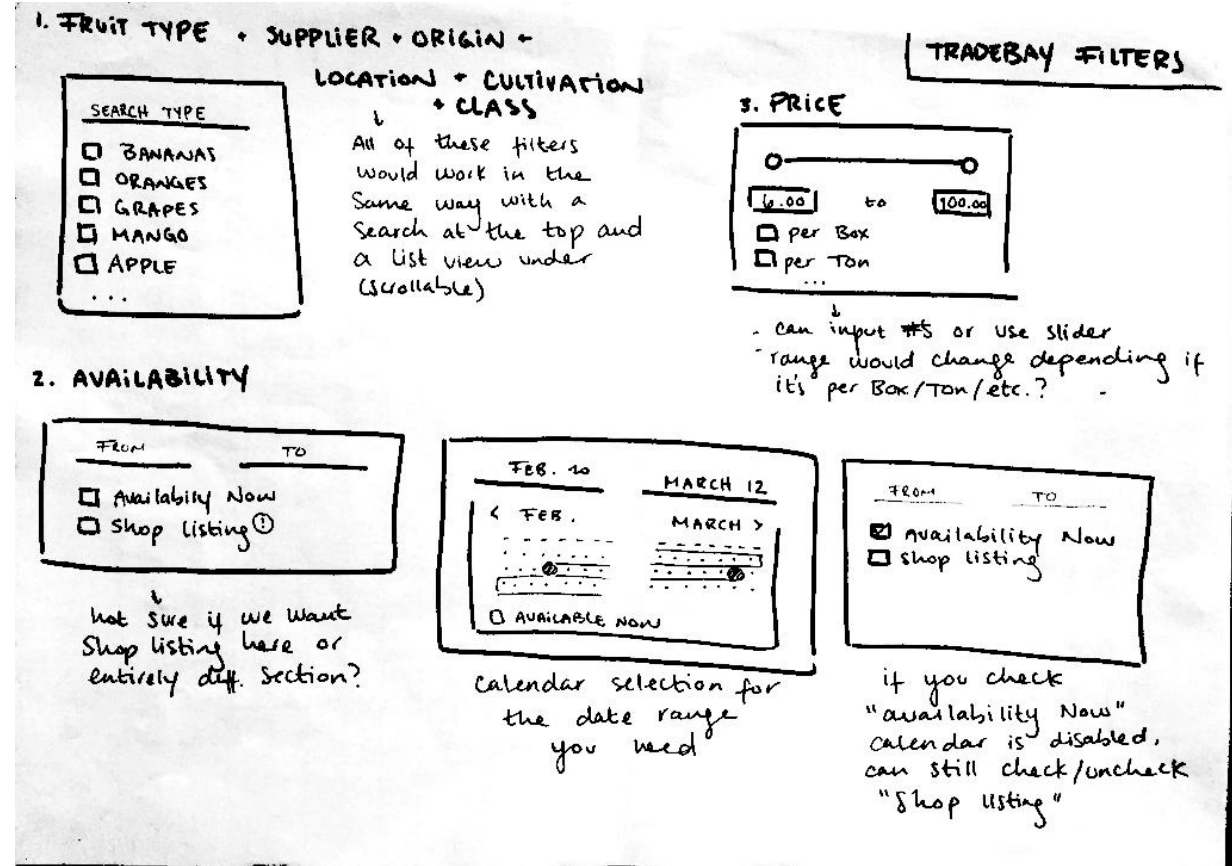


**Serious**  
Rockville 27,5" Disc black/black  
€ 499,99 **€ 399,00**  
**- € 100,99**

4,7 ★★★★★  
Google  
Kundenrezensionen

# Filters

An example of what the individual filter components could look like (see more details under the dashboard wireframes)



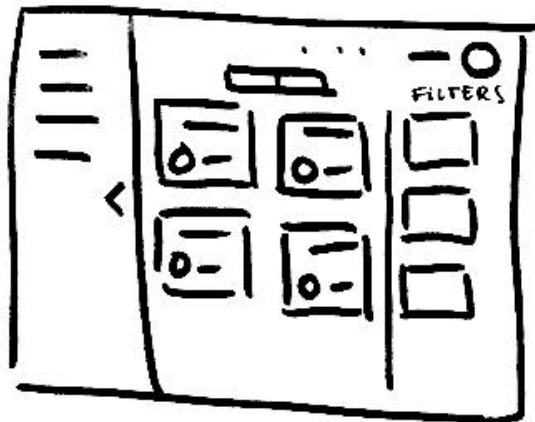
# Dashboard

We could either move just the user and notification to the top right corner or have a top only navigation.

Filters could be arranged in different ways.


## DASHBOARD

Option #1



- Account info top right
- Tabs left (collapsible)
- filters right

Option #2



- Navigation top
- filters right (collapsible)

# Dashboard

Here are some examples of right hand menu with user and notification on top right corner

In mobile it could be condensed to a hamburger menu

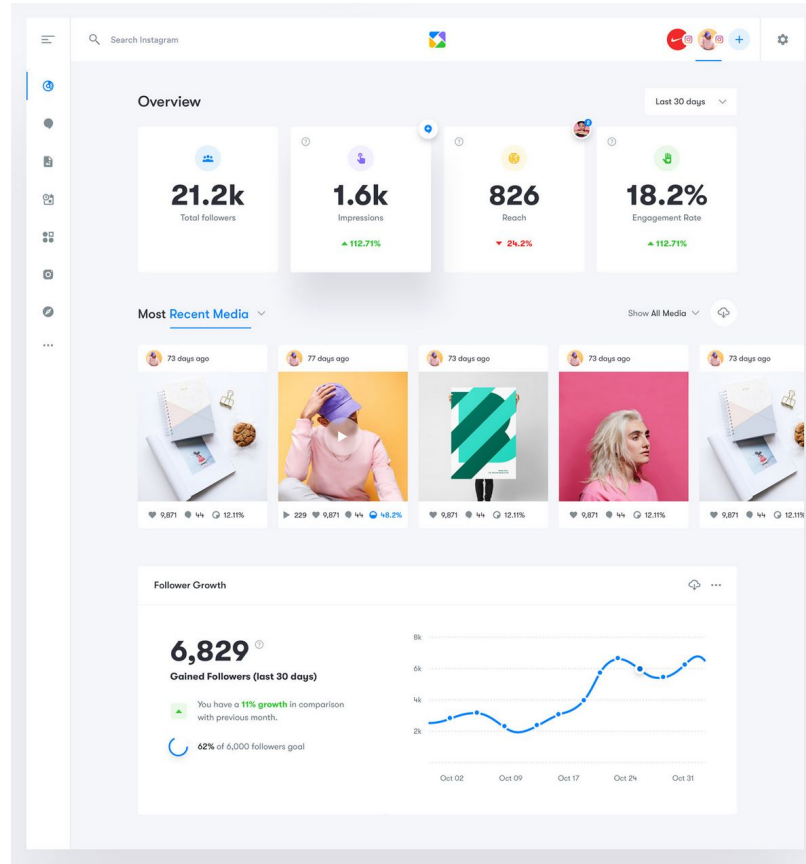


## SaaS Platform

Ui/Ux website for platform

# Dashboard

Here are some examples of right hand menu with user and notification on top right corner





# Dashboard

Here are some examples of right hand menu with user and notification on top right corner



# Dashboard

Here are some examples of right hand menu with user and notification on top right corner

The screenshot displays the Zugix dashboard with a dark theme. On the left is a vertical navigation menu with icons for Dashboard, Wallets, Investments, Referrals, and E-learning. The top right corner features a notification bell icon, a user profile icon, and the text 'Demo'. A search bar is located below the navigation menu.

The main content area is divided into several sections:

- Blocked Amount:** 9.65232732 ZGX (with a lock icon)
- Last Payout:** 0.02177579 ZGX (with a dollar sign icon)
- Your Wallet:** 0.58385291 ZGX (with a wallet icon)
- Invest:** A section for choosing the amount to be invested, showing a slider set to 9.65232732 ZGX, an input field for 'Enter amount of investment', a 'ZGX' dropdown, and a 'CONFIRM' button.
- Table:** A table with two tabs: 'Your Revenues' and 'Positions Closed Yesterday'. The table has columns for Type, Source, Destination, Amount, Leverage, and Profit.

Type	Source	Destination	Amount	Leverage	Profit
Long	YEN	ETC	18	1:500	+0.11%
Short	YEN	ETC	18	1:500	-0.02%
Short	YEN	ETC	33	1:500	+0.11%
Short	USD	ETC	33	1:500	+0.11%

# Dashboard

Here are some examples of right hand menu with user and notification on top right corner

The dashboard features a dark blue sidebar with the TwitHR logo and navigation links: Dashboard, Recruitment, Onboarding, Reports, Calendar, and Settings. A promotional banner at the bottom of the sidebar reads "Use our Premium Features Now!".

The main content area is titled "Dashboard" and includes a greeting: "Hello Mr Smith! Today you have 9 new applications. Also you need to hire ROR Developer, React .JS Developer." with a "Read more" button. Below this is a "Recruitment Progress" section with a "View All" button and a table of candidates.

Full Name	Designation	Status
Mary G. Schuelke	Project manager	Tech Interview
Lawrence A. Mason	Dev Designer	Task
Jimmy C. Wilson	React .JS Developer	Resume Review
Vivian J. Joseph	Node .JS Developer	Final Interview

The right-hand side contains a top navigation bar with search, mail, and notification icons, and a user profile for Mr Smith. Below this is a calendar for October 2020 and a detailed user profile for Mr Smith, Sr. HR Manager, including contact icons, company name (Foxtr Pvt. Ltd.), joining date (01/08/2018), and 34 active projects.

# Dashboard

Airbnb does the top navigation version

The screenshot shows the Airbnb hosting dashboard. At the top is a navigation bar with the Airbnb logo, links for Home, Inbox, Reservations, Calendar, Listings, Performance, and Help, a 'Create new listing' button, and a user profile icon. The main content area is titled 'Dashboard' and contains three primary sections: 'Requests', 'Stats', and 'Reservations'. The 'Requests' section shows a message: 'Nothing you need to do right now—you're all set!'. The 'Stats' section is a grid of six metrics: Overall rating (N/A with a star), Total reviews (0), Response rate (0%), February earnings (€0.00), 30-day views (0), and 30-day bookings (0). The 'Reservations' section shows 'No upcoming reservations'. On the right side, there is a 'Notifications' section with two items: one about a change to the Strict cancellation policy (dated Apr 4, 2018) and another about adding a 48-hour cancellation grace period (dated Mar 22, 2018).

Dashboard

### Requests

Nothing you need to do right now—you're all set!

### Stats

<b>N/A</b> ★ Overall rating	<b>0</b> Total reviews	<b>0%</b> Response rate
<b>€0.00</b> February earnings	<b>0</b> 30-day views	<b>0</b> 30-day bookings

### Reservations

No upcoming reservations

### Notifications

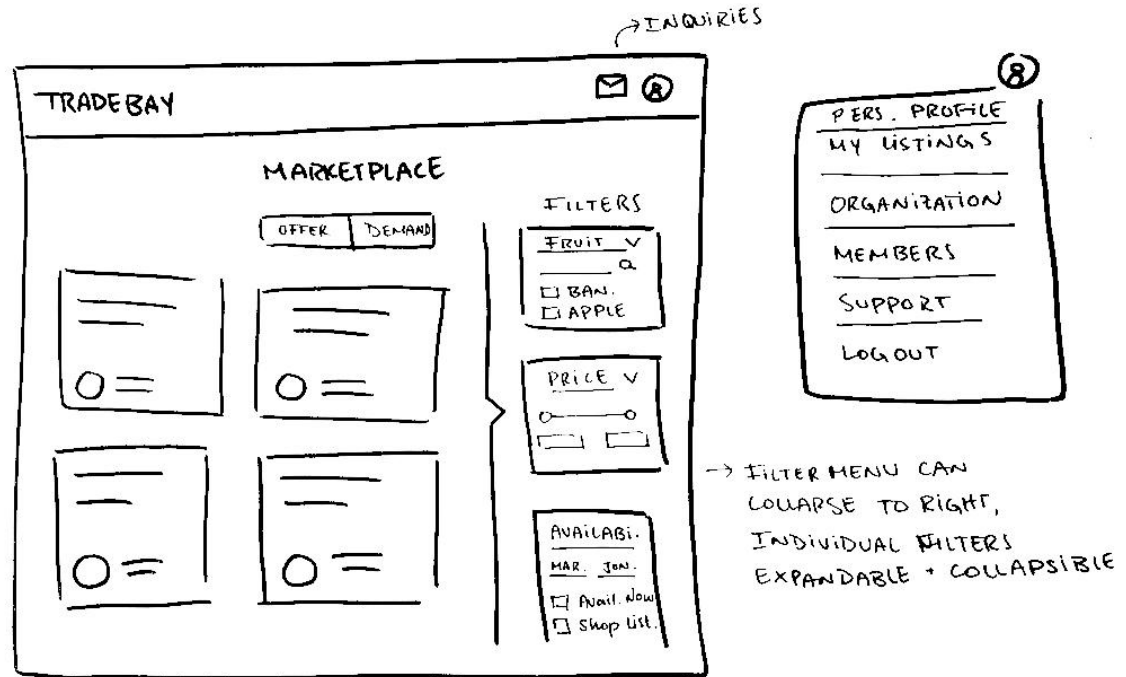
We heard your feedback about the upcoming change to our Strict cancellation policy and are delaying the change until May 1, 2018 to address your questions. Learn more in the Community Center.  
Apr 4, 2018

To help listings with a Strict cancellation policy attract more guests, we're adding a 48-hour cancellation grace period.  
Mar 22, 2018

Know someone who can help you host Quiet and Cozy Prenzlauerberg Flat? Invite them as a co-host.  
Oct 2, 2017

# Dashboard

Wireframe with top navigation version



# Dashboard

Wireframe with side navigation and profile and inquiries on the top right.

The filter variations here are in reference to the examples of the filters in airbnb.

